



SILOX

TWIN WALL STAINLESS STEEL CYLINDERS
FOR THE PRODUCTION AND STORAGE
OF DOMESTIC HOT WATER

180-215-260-400-600-1000



SILOX

TWINWALL STAINLESS STEEL CYLINDERS

Capacity range from 180 to 1000 litres.

Stainless Steel DHW cylinders from AIC cover a wide range of capacities suitable for most applications. To optimise the product design and manufacturing process only high quality materials are used, ensuring long term performance and efficiency.



25 YEARS WARRANTY
DHW CYLINDER

* - subject to Terms and Conditions

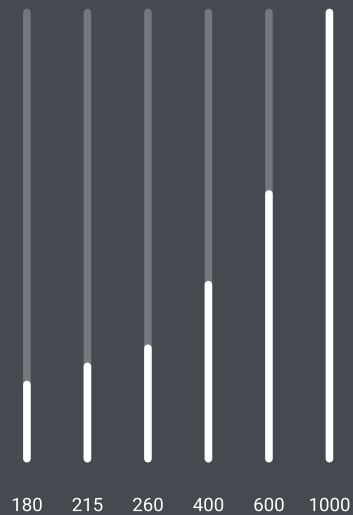
SILOX

**TWINWALL
STAINLESS STEEL
CYLINDERS**

SILOX - the twin wall stainless steel cylinders from AIC feature many advantages over traditional domestic hot water storage tanks.

The twin wall concept represented in SILOX cylinders is a combination of two tanks, one inside the other. The production of domestic hot water occurs when the heat from the outer primary cylinder is transferred to the inner DHW cylinder, utilising the full surface area for superior heat transfer and reheat time.

AIC UK — HEATING SYSTEMS



TOTAL CAPACITY
Litres





All SILOX cylinders are manufactured with extreme precision, using special welding procedures and the subsequent pickling and passivation of metal surfaces to improve the resistance to corrosion.

AIC only uses high quality stainless steel alloy, type 316L. The material used is an extra low carbon alloy consisting of chromium, nickel and molybdenum, which ensures maximum corrosion resistance and minimises any side effects from welding.

The 316L alloy is also highly resistant to pitting corrosion caused by the chlorine content found in drinking water. This non-toxic material is commonly used in industries where hygiene is a major factor.

In hygiene tests stainless steel is a trusted material and is thus considered ideal for use in the manufacture of tanks intended for the production and storage of domestic hot water.

KEY FEATURES & BENEFITS

stainless steel maintenance-free design

large DHW capacity

long lasting


self-cleaning

anti-legionella

rigid PU thermal insulation

fast recovery

SILOX control panels are integrated, fully wired and mounted on the cylinder. The panels include all the necessary control and safety components for DHW production.



SILOX TWIN WALL CONCEPT

The corrugated design of the DHW inner storage cylinder provides a self-cleaning effect as the fluctuations cause expansion and contraction of the cylinder walls which help detach any scale.



THERMAL INSULATION

The SILOX cylinders are thermally insulated by direct mould injection with CFC and HCFC-free PU material. This system offers a uniform insulation thickness with consistent material density. The heat losses are much lower than those specified by the most stringent regulations, such as the DIN 4753/8. The SILOX range up to 1000 ltr have an option for a back up immersion heater in the primary cylinder up to 12 kW.



01 Inspection hatch / hand hole

02 Thermal insulation

03 Drywell for temperature sensor

04 DHW (inner) storage tank in stainless steel

05 Steel primary (outer) tank

06 Primary connection

07 Base cover

08 Connection for optional heating element installation

09 Dip tube

10 External jacket

11 Control panel with thermometer

12 Top cover

13 DHW connections

14 T&P valve

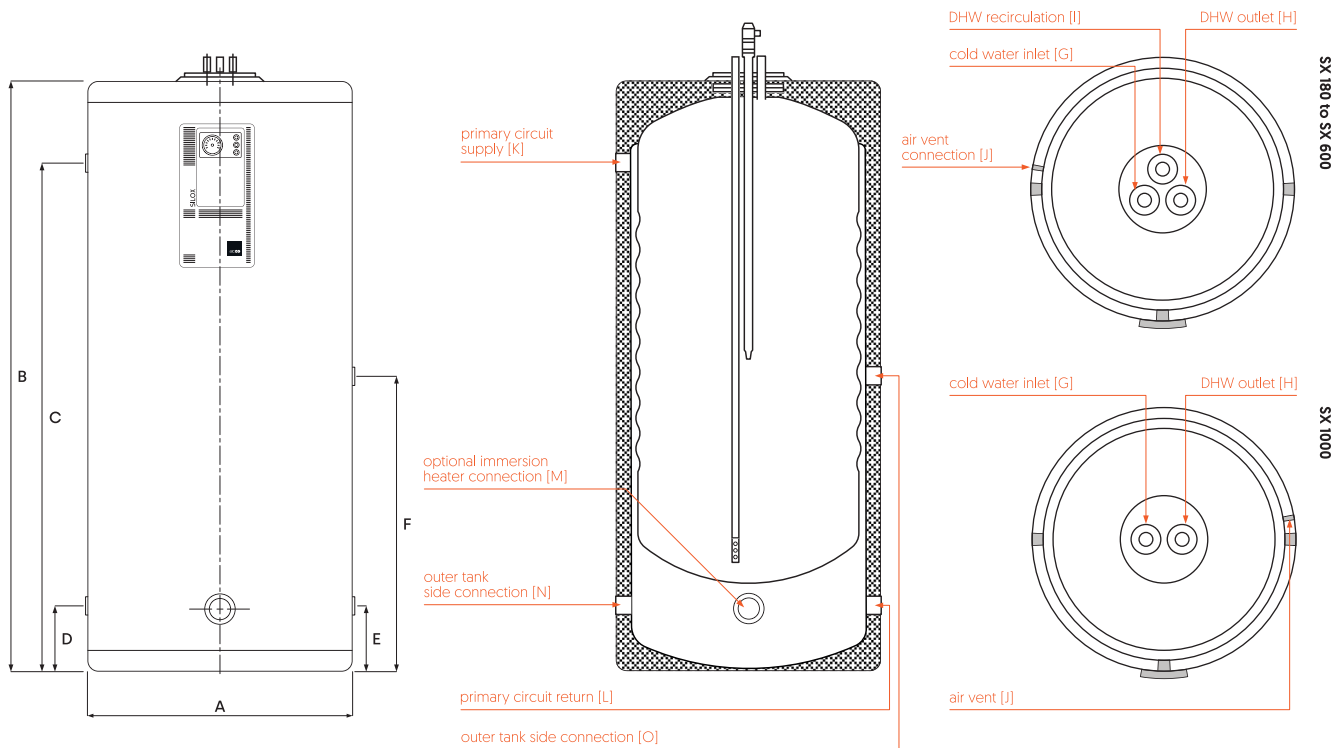
SILOX

TECHNICAL SPECIFICATIONS

		SX 180	SX 215	SX 260	SX 400	SX 600	SX 1000
TOTAL CAPACITY	litre	176	214	252	355	574	955
PRIMARY CIRCUIT							
primary tank capacity	litre	49	53	56	90	141	243
max. primary temperature	°C	110	110	110	110	110	110
max. operating primary pressure	bar	3	3	3	3	3	3
SECONDARY (DHW) CIRCUIT							
secondary (DHW) tank capacity	litre	127	161	196	265	433	712
maximum temperature of (DHW) tank	°C	90	90	90	90	90	90
maximum pressure of (DHW) tank	bar	8	8	8	8	8	8
PRODUCT DATA							
heat transfer area	m²	1.2	1.6	1.9	2.2	2.8	4
standing heat loss	W	53	56	61	99	103	113
energy efficiency class		B	B	B	C	C	C
DWH PERFORMANCE DATA							
peak flow at 40°C	litre/10'	522	655	770	1148	1658	2752
peak flow at 45°C	litre/10'	389	484	569	847	1229	2040
peak flow at 60°C	litre/10'	249	309	363	536	791	1314
peak flow at 40°C	litre/60'	1493	2159	2523	3366	4159	6808
peak flow at 45°C	litre/60'	1112	1545	1806	2411	2994	4902
peak flow at 60°C	litre/60'	634	874	1022	1368	1731	2837
continuous flow at 40°C	litre/h	1029	1594	1857	2208	2650	4297
continuous flow at 45°C	litre/h	882	1293	1508	1793	2161	3490
continuous flow at 60°C	litre/h	517	773	881	1041	1283	2070
heating time (from 10 to 60°C)	min.	23	21	21	23	32	36
primary flow rate	m³/h	3.1	4.6	5.2	6.3	7.6	12.2

		SX 180	SX 215	SX 260	SX 400	SX 600	SX 1000
DIMENSIONS							
external diameter [A]	mm	560	560	560	620	770	950
overall height [B]	mm	1279	1529	1767	1722	1728	2250
dimension [C]	mm	1084	1345	1574	1510	1491	1926
dimension [D]	mm	214	214	214	180	190	336
dimension [E]	mm	214	214	214	180	190	336
dimension [F]	mm	649	775	895	845	835	n/a
empty weight	kg	59	70	80	90	133	239

		SX 180	SX 215	SX 260	SX 400	SX 600	SX 1000
CONNECTIONS							
cold water inlet [G]	in	0.75	0.75	1	1	1	1.25
DHW outlet [H]	in	0.75	0.75	1	1	1	1.25
DHW recirculation [I]	in	0.75	0.75	1	1	1	n/a
air vent connection [J]	in	0.125	0.125	0.125	0.125	0.125	0.5
primary circuit supply [K]	in	1	1	1	1.5	1.5	1.5
primary circuit return [L]	in	1	1	1	1.5	1.5	1.5
optional immersion heater connection [M]	in	2	2	2	2	2	2
outer tank side connection [N]	in	1	1	1	1.5	1.5	1.5
outer tank side connection [O]	in	1	1	1	1.5	1.5	n/a



AIC Heating UK Ltd
Unit 16 Belleknowes Ind Estate
Inverkeithing, Fife, KY11 1HZ

sales@myaic.co.uk

www.myaic.co.uk

AIC Heating UK Ltd. is a subsidiary of AIC Europe B.V., Graafschap Hornelaan 163, NL-6001 AC Weert, The Netherlands. AIC Europe B.V. is a designer and manufacturer of high-efficiency condensing appliances for commercial applications.

All images, descriptions, illustrations and technical information provided in this document have been carefully formulated and prepared, however we reserve the right to make alterations and improvements in our products which may affect the accuracy of the information contained in this brochure. AIC Europe B.V. does not accept any liability from errors or omissions within, and reserve the right to change technical specification and components without prior notice.

